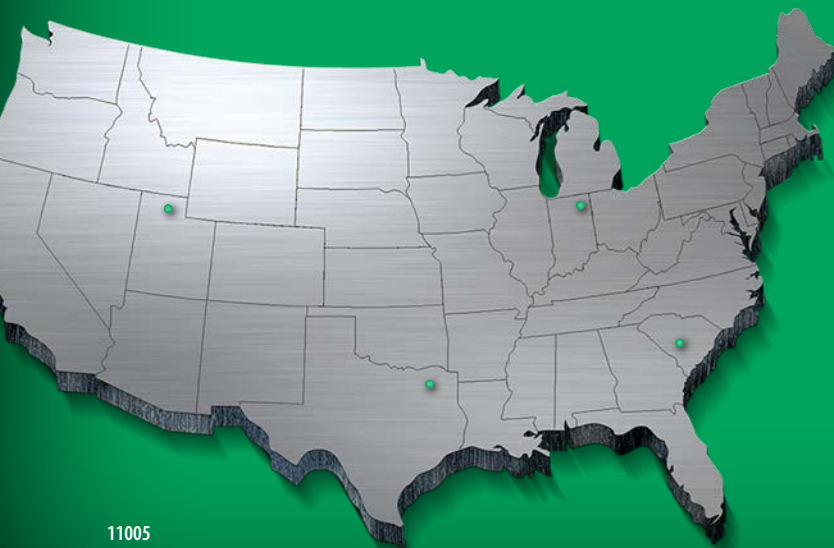




WWW.NUCORBUILDINGSYSTEMS.COM



**INDIANA**

305 Industrial Parkway  
Waterloo, IN 46793  
(260) 837-7891

**SOUTH CAROLINA**

200 Whetstone Road  
Swansea, SC 29160  
(803) 568-2100

**TEXAS**

600 Apache Trail  
Terrell, TX 75160  
(972) 524-5407

**UTAH**

1050 N. Watery Lane  
Brigham City, UT 84302  
(435) 919-3100

# Innovative Technology Suite

It's about time. More specifically, about saving yours. The NBS Innovative Technology Suite puts time on your side with an industry-leading collection of tools, applications and technology to help you sell, plan, quote, design, detail and erect buildings faster and more efficiently than ever before.

**Toolbox**

**NBS Website**

**Builder Dashboard**

**Energy Code Decoders**

**COMcheck™**

**SkyCalc™**

**Energy Hotline**

**eQuote**

**Renderings**

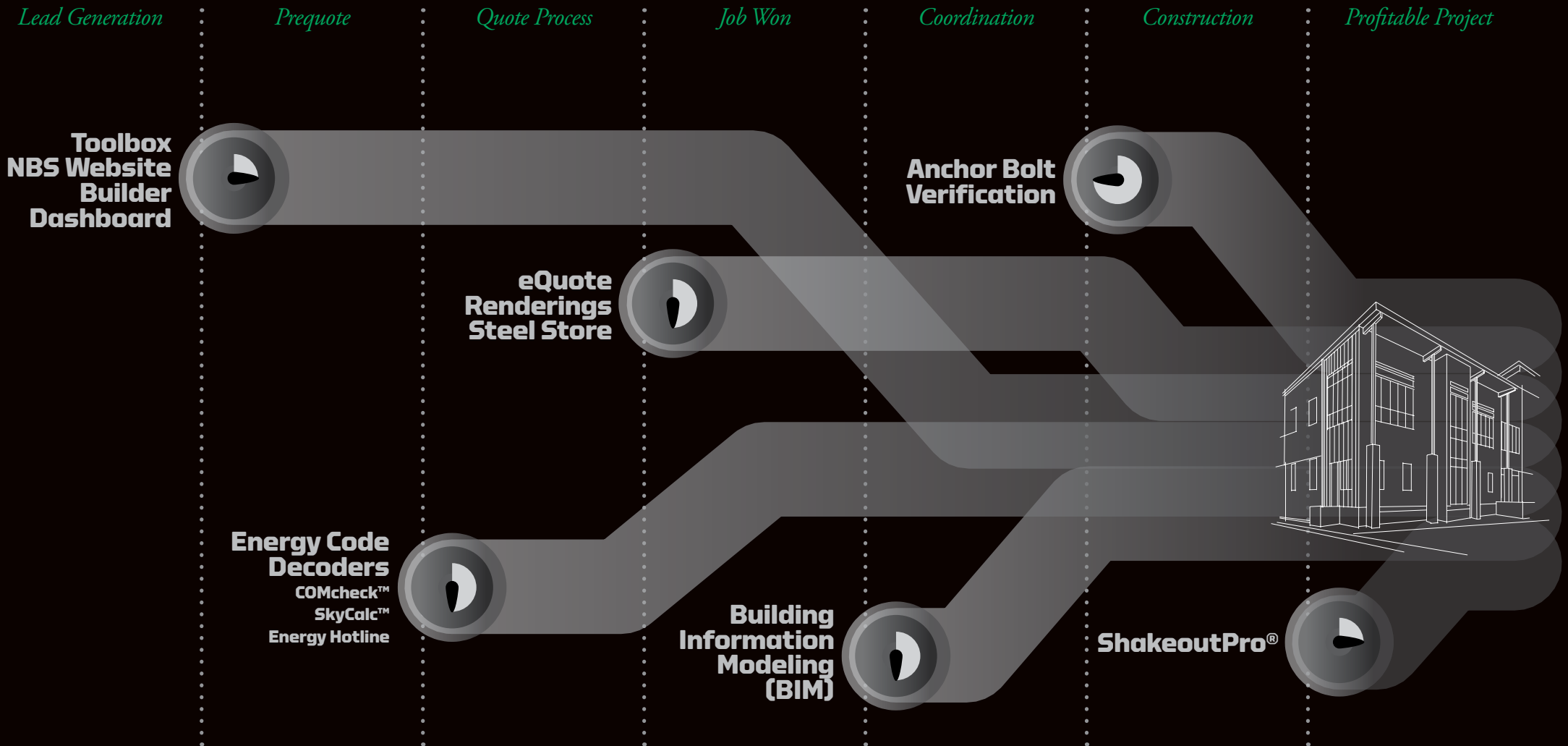
**Steel Store**

**Building Information Modeling**

**Anchor Bolt Verification**

**ShakeoutPro®**

# THE TIME-SAVING TOOLS, APPLICATIONS AND TECHNOLOGY OF NBS'S INNOVATIVE



**SUITE ARE EVEN MORE POWERFUL WHEN THEY'RE IMPLEMENTED TOGETHER.**

## Lead Generation

### Toolbox

It's everything you need in the palm of your hand.

Toolbox is your gateway to NBS technology and information. It is a new app for iOS and Android mobile devices that puts the strength of NBS and its resources right at your fingertips.

The Toolbox app is the most convenient way to access the information you need – all in one place. It serves as your portal to important product-related data, latest news, brochures, specifications, details, project profiles, energy code information and our video library. It's a perfect example of how we leverage our technology to create time-saving solutions that make your job easier.



You can even access local energy code information in real time. The Energy portal of our app includes an interactive map to display current codes for each state in the U.S. and provinces in Canada. And our Energy Hotline is only a call away, should you have questions on applications, codes or other energy-related questions.

## Prequote

### Energy Code Decoders

Saving you time while saving you energy.

Initial energy decisions for the shell of a building are critical for successful performance of any facility over its operating life. As energy costs continue to rise, new technologies and renewable energy sources are gaining in popularity, but energy efficiency remains the easiest – and single most cost-effective – way to cut energy use. The most energy-efficient buildings use 35 percent less energy than typical buildings, all without trade-offs in performance or comfort.

Thus, energy codes have become increasingly more stringent and difficult to understand. NBS has a dedicated Energy Code Decoder Team that focuses on how to meet those more demanding energy codes and LEED® requirements within the U.S. and Canada. Individual state and provincial codes are readily available on our interactive energy map. Our Energy Code Decoder Team can recommend alternate wall and roof products and assemblies that not only meet local codes, but also save building owners energy and money. We can also calculate potential savings in lighting by using Daylighting SkyCalc™ software.



## Quote Process

### eQuote Renderings



Example of an image rendered in the eQuote rendering program



Example of image enhanced in SketchUp Pro from an eQuote rendered file

Don't leave your clients flat.

This 3D rendering tool accessible through our eQuote software allows you to easily upload your specs and generate accurate 3D models of your buildings that can be viewed on your laptop, tablet or mobile phone – making your presentation much more impactful than a standard 2D paper drawing.

Impress even more in SketchUp Pro.

Enhance your 3D model even further with SketchUp or SketchUp Pro. Upload the file from eQuote to SketchUp Pro and enrich your building models with appliances, landscaping, parking lots, cars and other 3D items to make your rendering more true to life – strengthening your presentation and helping you win more bids.

## Quote Process

### eQuote

Quote projects with perfect precision.

eQuote is a proprietary, industry-leading pricing system designed to provide the most accurate, detailed scope documents to successfully and efficiently quote projects. It is accessible anywhere, anytime. All you need is an Internet connection. eQuote runs on multiple devices and platforms, including PC, Mac, iPad, iOS, Android and Windows.

The software contains streamlined input templates and a simple submission process for quoting and ordering – with an ability to define products such as insulated metal panels, mezzanines, roof framed openings and cranes – saving you valuable time and unnecessary stress along the way.

eQuote's rendering capability allows you to provide your customer with an intricate 3D rendering – giving them a detailed, accurate representation of what their building will look like.

## Nucor Steel Store

Your single source for all things steel.

The Nucor Steel Store is the single largest source of custom steel construction products available for purchase online. The recently expanded site includes a broad assortment of custom-fabricated products available to ship directly to customer locations or jobsites.

The online catalog includes metal building components from Nucor Building Systems, joists and deck products from the Vulcraft/Verco Group and grating products from Nucor Grating with plans for more to come.

The Steel Store is a convenient way to purchase products online, with part images, details and a secure account to view orders and shipping information. It's available for current customers of any of the Nucor Divisions, or new customers in need of custom-fabricated products.

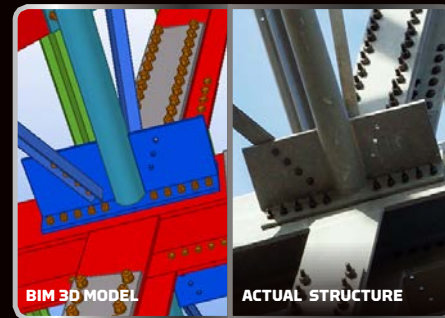
## Job Won

### Building Information Modeling (BIM)

Build better with BIM 3D.

NBS is driving an unparalleled revolution in the construction industry using 3D digital modeling software to more effectively design, detail, manufacture and erect buildings.

NBS is pairing its proven track record of quality and service with the future of BIM 3D modeling to give you an edge over your competitors in the market. BIM 3D in Level of Development (LOD) 400 provides a sharper image and more clarity than conventional modeling technology or traditional 2D plans.



BIM is the choice of leading Builders, Erectors, Architects, Engineers and Designers because it:

- Improves communication across project team members – significantly reducing change-order costs
- Leads to increased productivity
- Enhances quality control, including clash detection
- Serves as a significant resource for erectors in viewing assemblies

## Coordination

### Anchor Bolt Verification

Perfect placement, every time.

One of the most common mistakes in metal building construction today is the incorrect placement of anchor bolts. And it's best to find those incorrect placements before the steel arrives on site.



Many Owners, Architects and Engineers now require verification that anchor bolts in place exactly match the plans or models before steel is produced.

Once the BIM model is completed by NBS, it can be exported to Trimble's Field Link for Structures tablet – which, when interfaced with the Robotic Total Stations (RTS), allows for precise field layout of the points for verification. After the anchor bolts have been placed, the RTS system can be used to confirm the correct placement of anchor bolts, comparing the actual locations to those in the BIM model. This process accurately defines and compares what's in the digital model to what's in the physical building. Once the placement of the anchor bolts is confirmed, the building is manufactured.

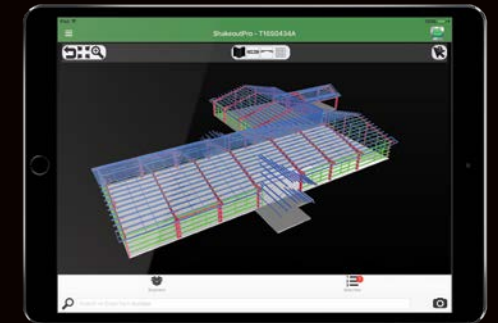
This process is reminiscent of the common construction phrase "measure twice, cut once" – helping you avoid costly mistakes and eliminating unnecessary stress. Because sometimes it takes time to save time.

## Construction

### ShakeoutPro®

It's not magic, it's the future of construction.

ShakeoutPro® is a unique mobile app that has been specifically developed to help Builders and Erectors save time receiving, unloading and staging steel at the job site. And it only takes a matter of minutes to become proficient with this easy-to-use, powerfully robust application. Just download ShakeoutPro® on your smart device to get started. Then simply point, click and capture the barcode with your device's camera, and the part will instantly be highlighted in the Tekla 3D BIM Model – showing you exactly where the product fits within the project. From there, you can determine where to stage the parts for maximum efficiency.



You don't even have to purchase any special equipment or software. All project data is accessed from the cloud, and the app uses technology that is already available on today's smart phones and tablets. Now, your fully realized project fits right in the palm of your hand.